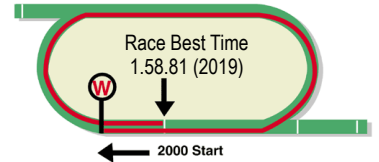














FWD QEII Cup (Group 1)

HK\$28 million (US\$3.6 million)

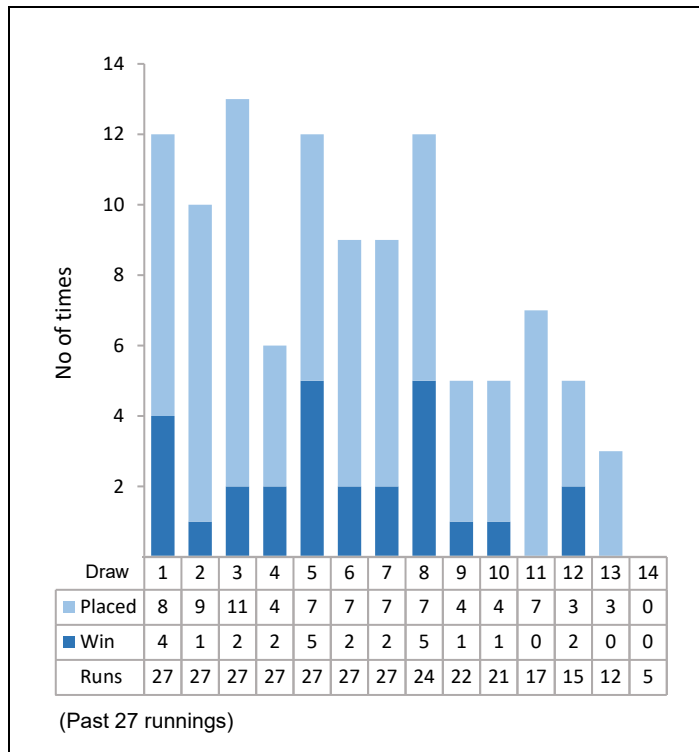
1st HK\$15,680,000, 2nd HK\$5,880,000, 3rd HK\$3,220,000,
4th HK\$1,680,000, 5th HK\$980,000, 6th HK\$560,000



Performance Summary

Horse Details					Horse Statistics								Probable Jockey	Trainer
Name	Rep	Age/ Sex	Wt.	Int'l Rtg	Lifetime	G1	Good	Wet	RH	1800-2200	Course/ Dist			
Romantic Warrior 	HKG	6g	126	123	18 (13-3-0)	10 (6-3-0)	18 (13-3-0)	0 (0-0-0)	16 (12-3-0)	11 (8-1-0)	8 (7-1-0)	J McDonald	C S Shum	
Dubai Honour 	GB	6g	126	121	21 (7-4-1)	10 (2-1-1)	11 (3-2-1)	8 (3-1-0)	13 (6-2-1)	14 (6-2-1)	2 (0-0-1)	T Marquand	W J Haggas	
Hishi Iguazu 	JPN	8h	126	119	21 (7-5-1)	7 (0-2-1)	20 (7-5-1)	1 (0-0-0)	16 (5-4-1)	21 (7-5-1)	2 (0-1-1)	D Lane	N Hori	
Prognosis 	JPN	6h	126	119	13 (7-2-2)	3 (0-1-1)	13 (7-2-2)	0 (0-0-0)	8 (4-2-1)	12 (6-2-2)	2 (0-1-0)	Y Kawada	M Nakauchida	
Straight Arron 	HKG	5g	126	118	21 (6-1-2)	5 (0-0-0)	17 (4-0-1)	4 (2-1-1)	19 (5-1-2)	10 (3-0-2)	4 (1-0-0)	C Y Ho	C Fownes	
Russian Emperor 	HKG	7g	126	115	34 (6-4-3)	13 (3-0-2)	31 (4-4-3)	3 (2-0-0)	28 (5-3-2)	12 (2-3-1)	8 (1-1-1)	-	D J Whyte	
Sword Point 	HKG	5g	126	115	25 (4-5-1)	2 (0-0-0)	19 (3-3-0)	6 (1-2-1)	25 (4-5-1)	14 (3-3-1)	5 (1-1-0)	K C Leung	F C Lor	
Nimble Nimbus 	HKG	6g	126	114	29 (6-4-7)	2 (0-0-1)	25 (5-4-7)	3 (1-0-0)	29 (6-4-7)	8 (1-2-2)	3 (0-0-1)	A Atzeni	P F Yiu	
Five G Patch 	HKG	6g	126	113	23 (4-5-4)	3 (0-0-1)	18 (2-4-3)	5 (2-1-1)	21 (2-5-4)	19 (4-5-3)	11 (2-3-1)	B Avdulla	A S Cruz	
North Bridge 	JPN	6h	126	113	16 (6-0-1)	3 (0-0-0)	15 (5-0-1)	1 (1-0-0)	7 (2-0-1)	14 (6-0-1)	0 (0-0-0)	Y Iwata	T Okumura	
Happy Together 	HKG	5g	126	109	22 (7-4-1)	0 (0-0-0)	19 (6-3-1)	3 (1-1-0)	19 (6-3-1)	4 (2-0-0)	0 (0-0-0)	A Badel	F C Lor	
Massive Sovereign 	HKG	4g	126	106	7 (4-2-0)	0 (0-0-0)	5 (3-2-0)	1 (0-0-0)	2 (2-0-0)	2 (2-0-0)	2 (2-0-0)	Z Purton	C H Yip	

Barrier Draw Statistics



Speed Chart

