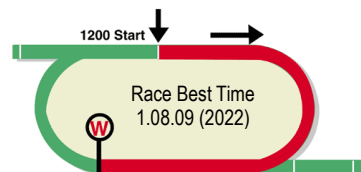


Chairman's Sprint Prize (Group 1)












Final Leg of the Hong Kong Speed Series

HK\$22 million (US\$2.8 million)

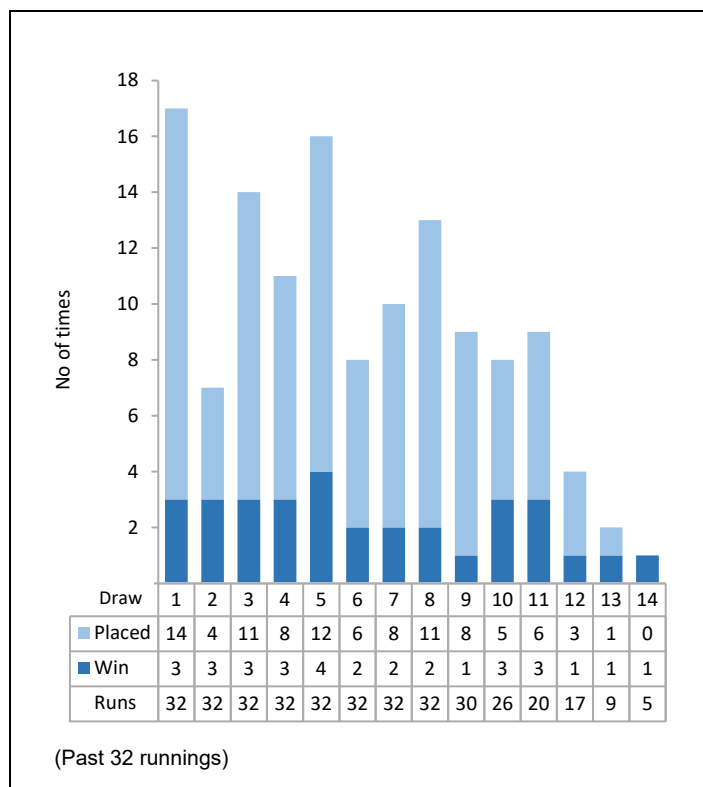
1st HK\$12,320,000, 2nd HK\$4,620,000, 3rd HK\$2,530,000,
4th HK\$1,320,000, 5th HK\$770,000, 6th HK\$440,000



Performance Summary

Horse Details					Horse Statistics							Probable Jockey	Trainer
Name	Rep	Age/Sex	Wt.	Int'l Rtg	Lifetime	G1	Good	Wet	RH	1000-1200	Course/Dist		
California Spangle 	HKG	6g	126	123	25 (13-6-2)	9 (3-2-2)	25 (13-6-2)	0 (0-0-0)	23 (11-6-2)	7 (6-1-0)	5 (4-1-0)	B Avdulla	A S Cruz
Mad Cool 	JPN	5h	126	116	12 (6-1-3)	3 (1-1-0)	9 (4-1-2)	2 (2-0-0)	5 (2-1-1)	9 (5-1-1)	1 (0-0-0)	R Sakai	M Ikezoe
Victor The Winner 	HKG	5g	126	115	15 (7-2-1)	3 (1-0-1)	13 (6-2-0)	2 (1-0-1)	13 (7-2-0)	15 (7-2-1)	13 (7-2-0)	K C Leung	C S Shum
Lucky With You 	HKG	6g	126	114	26 (6-5-2)	3 (0-2-0)	25 (6-5-2)	0 (0-0-0)	24 (5-5-2)	20 (6-4-2)	16 (5-3-2)	A Atzeni	F C Lor
Invincible Sage 	HKG	4g	126	110	18 (6-4-4)	0 (0-0-0)	11 (3-3-2)	7 (3-1-2)	6 (0-2-3)	18 (6-4-4)	5 (0-1-3)	H Bowman	D J Hall
Howdeepisyourlove 	HKG	4g	126	109	19 (5-4-4)	0 (0-0-0)	18 (5-4-4)	1 (0-0-0)	19 (5-4-4)	16 (5-4-4)	4 (1-2-0)	J McDonald	J Size
Sunrise Ronaldo 	JPN	5h	126	109	17 (4-0-3)	0 (0-0-0)	8 (3-0-1)	2 (0-0-2)	5 (1-0-1)	3 (0-0-0)	0 (0-0-0)	D Lane	S Yasuda
Flying Ace 	HKG	6g	126	105	19 (6-3-4)	1 (0-0-0)	15 (6-2-3)	3 (0-0-1)	18 (6-3-4)	18 (6-3-4)	14 (5-2-4)	Z Purton	D J Hall
Mugen 	HKG	5g	126	100	10 (4-2-2)	0 (0-0-0)	9 (4-1-2)	1 (0-1-0)	8 (3-1-2)	7 (3-1-1)	5 (2-0-1)	B Shinn	P C Ng
Believing 	GB	4f	122	109	15 (4-3-2)	2 (0-0-1)	8 (1-2-1)	4 (1-0-1)	1 (0-1-0)	13 (4-3-2)	0 (0-0-0)	H Bentley	G Boughey
Little Brose 	HKG	3c	122	106	9 (2-2-1)	3 (1-0-0)	8 (2-1-1)	1 (0-1-0)	1 (0-0-0)	7 (2-2-1)	0 (0-0-0)	K Teetan	D A Hayes

Barrier Draw Statistics



Speed Chart



The sprint course at Sha Tin offers a run of just on 300m to the first turn, and barriers are of critical importance. A horse that normally races forward from a low draw can be further back than the jockey would have liked to avoid a tough run. The three best positions from a statistical viewpoint, when the rail is in the A (true) position, are the leader and the next two horses in the running order. This year there are noted front runners to ensure that there will be a good pace. Every horse should get their chance.

Likely pace: Good