

GO  
RACING

RACING  
賽 馬 201



How to pick your  
winning horse?

# The 3 important steps

## 1<sup>st</sup> Step: Basic View



Form

4

## 2<sup>nd</sup> Step: Special Adjustment



Track and  
Distance

9



Jockey and  
Trainer

20



Draw

27



Class and  
Weight

37



Condition

46



Pace and  
Trend

53

## 3<sup>rd</sup> Step: Final View



Chance  
of Winning

60

# Horse Assessment Table

	1 <sup>st</sup> Step: Basic View	2 <sup>nd</sup> Step: Special Adjustment						3 <sup>rd</sup> Step: Final View
Horse	Form	Track and Distance	Jockey and Trainer	Draw	Class and Weight	Condition	Pace and Trend	
1								
2								
3								
4								

Mark '+' when the horse has an edge in a particular area; mark '-' when the horse has a disadvantage.

After adding up the '+'s and '-'s, the horse which has the most net '+'s under Final View has the best chance of winning.

# 1<sup>st</sup> Step: Basic View



# Form


















# Assess recent starts and trends by reviewing recent form



From the Last 6 Runs (left to right), we can find out whether a horse:

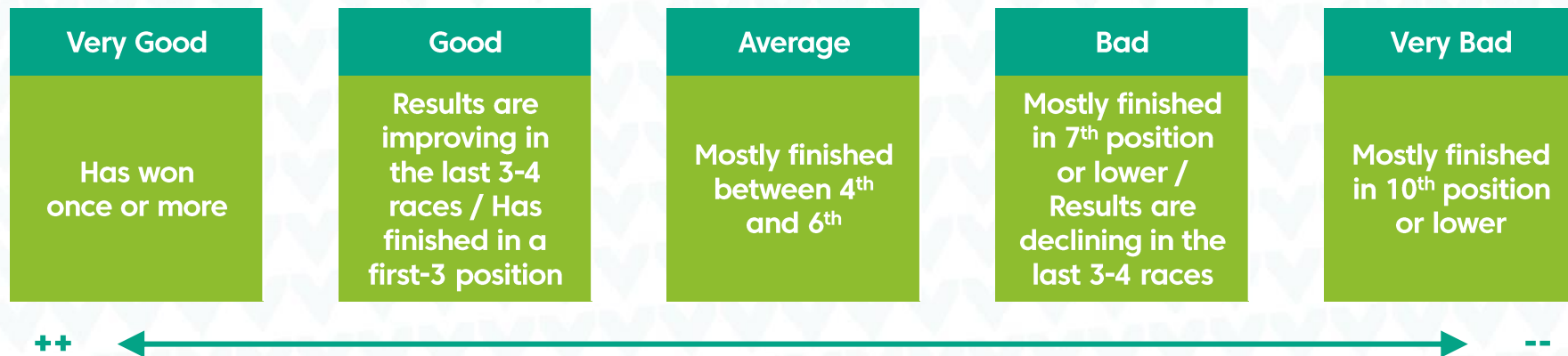
- Recently won or finished in first-3 position.
- Shows any trends from their recent starts (improving or declining form).
- If a horse did not finish in a first-3 position recently, or his trend is getting worse, his chance of winning is lower.

ST	All	1	2	3	4	5	6	7	8	9	10	
29/01/2023, SUN, 16:05, Group One, 1600M, TURF, "A+3" COURSE, GOOD												
								Last 6 Runs				
1	GOLDEN SIXTY							<div>211132</div>				
 Draw 2	J C Y Ho T K W Lui		W 3.2	P 1.0	W&P							
2	ROMANTIC WARRIOR							<div>111141</div>				
 Draw 4	J K Teetan T C S Shum		W 2.0	P 1.4	W&P							
3	CALIFORNIA SPANGLE							<div>121122</div>				
 Draw 3	J Z Purton T A S Cruz		W 3.4	P 1.3	W&P							
4	WAIKUKU							<div>83116123</div>				
 Draw 5	J R Moore T J Size		W 22	P 3.0	W&P							
5	RUSSIAN EMPEROR							<div>5912152</div>				
 Draw 7	J H Bentley T D J Whyte		W 49	P 3.8	W&P							
6	BEAUTY JOY							<div>4472101</div>				
 Draw 1	J H Bowman T A S Cruz		W 28	P 2.7	W&P							
7	PANFIELD							<div>469539</div>				
 Draw 6	J A Hamelin T A T Millard		W 56	P 3.7	W&P							



# Assess the horses' chances of winning by reviewing recent form

Recent starts should be given higher reference values.



For horse debuts in Hong Kong you should refer to overseas records, look at his breeding Sire/Dam/siblings record in Hong Kong, and check his recent barrier trials.



# Fill in your ratings for Form

1 <sup>st</sup> Step: Basic View		2 <sup>nd</sup> Step: Special Adjustment						3 <sup>rd</sup> Step: Final View
Horse	Form	Track and Distance	Jockey and Trainer	Draw	Class and Weight	Condition	Pace and Trend	
1	+							
2	--							
3	+							
4	++							
5	--							
6	+							
7	-							
8	+							





# However if you only analyse and focus on form, and overlook other variables, your outcome is likely to be biased

For example:

- Even though a horse has won, or finished in a first-3 position, in recent races, he might not be able to overcome the challenge of a heavier weight or a rise in class.
- If a horse has not finished in a first-3 position in recent races, he might have been running over the wrong track and distance or started from an unfavourable draw.
- A horse might have a stronger form if his opponents in recent races have finished in a first-3 position after those races





**2<sup>nd</sup> Step:**  
**Assessing other key factors**



# Track and Distance



# Running over the best distance is a big plus

Each horse's speed, stamina and strength are different; therefore most horses have their own best distance.

A horse who performs well over 1400-1600M may not have the speed required for a 1000M race, nor the stamina required for a 2000M race.




HV All 1 2 3 4 5 6 7 8									
31/05/2023, WED, 19:15, Class 4, 2200M, TURF, "C+3" COURSE,									
									Distance
1	LEGION OF MERIT								
Draw 3	J M Chadwick	+	W 20	P 4.7	W&P				
	T W Y So								1650-2200M
2	WONDER YEARS								
Draw 6	J H Bentley	+	W 9.6	P 2.9	W&P				
	T D J Whyte								2000-2200M
3	GALLANT HERO								
Draw 4	J Z Purton	+	W 5.2	P 2.8	W&P				
	T D J Hall								1200-2200M
4	REACH GOAL								
Draw 8	J H Bowman	+	W 2.9	P 1.3	W&P				
	T P F Yiu								1650-2200M
5	BULB DRAGON								
Draw 7	J A Badel	+	W 47	P 9.6	W&P				
	T C H Yip								1400-1600M
6	SUPER HONG KONG								
Draw 9	J K Teetan	+	W 9.2	P 2.6	W&P				
	T A T Millard								1650-2200M



# Example: DROMBEG BANNER

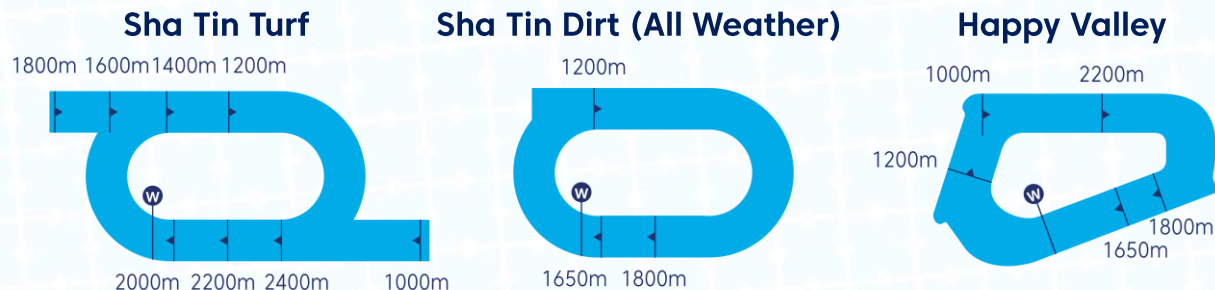
DROMBEG BANNER has won the races when running over 1400M and 1600M.

This means DROMBEG BANNER favours 1400M and 1600M but his performance over other distances might not be as good as over 1400M and 1600M.

Lifetime Form Records		
12	DROMBEG BANNER	
	Course/Going	
22/23 Season		
8th	30/04/2023 (625) ST, TURF Class 2, 1400M	"A" COURSE GOOD
1st	26/03/2023 (530) ST, TURF Class 3, 1400M	"C+3" COURSE GOOD
9th	19/02/2023 (433) ST, TURF Class 2, 2000M	"A" COURSE GOOD
8th	05/02/2023 (396) ST, TURF Class 3, 1600M	"B+2" COURSE GOOD
1st	08/01/2023 (317) ST, TURF Class 3 (Restricted), 1600M	"C+3" COURSE GOOD
6th	24/12/2022 (277) ST, TURF Class 3, 1200M	"B" COURSE GOOD TO FIRM



# Even over the same distance, our 3 different tracks have a big impact on a horse's performance



Surface	Grass	Sand, clay and organic elements	Grass
Characteristics	Flat	Kickback may hit horses at the rear of the field	Up-and-down
Turns	Relatively moderate turns	Relatively moderate turns	Tighter turns
Length of Home Straight	430m	365m	312m – 338m



# Performance should be compared over the same track and distance

Same track and distance consists of three elements:

- Same racecourse (Sha Tin / Happy Valley)
- Same track (turf / dirt)
- Same distance

A horse that performs well over 1200M at ST may not be as good over 1200M at HV because the two tracks have different characteristics.

ST									
29/01/2023, SUN, 16:05, Group One, 1600M, TURF, "A+3" COURSE,									
Track/Distance									
1	GOLDEN SIXTY				W	P	W&P		
Draw	J C Y Ho	3.2	11.0						
2	T K W Lui								
2	ROMANTIC WARRIOR				W	P	W&P		
Draw	J K Teetan	2.0	1.4						
4	T C S Shum								
3	CALIFORNIA SPANGLE				W	P	W&P		
Draw	J Z Purton	3.4	1.3						
3	T A S Cruz								
4	WAIKUKU				W	P	W&P		
Draw	J R Moore	22	3.0						
5	T J Size								
5	RUSSIAN EMPEROR				W	P	W&P		
Draw	J H Bentley	49	3.8						
7	T D J Whyte								
6	BEAUTY JOY				W	P	W&P		
Draw	J H Bowman	28	2.7						
1	T A S Cruz								
7	PANFIELD				W	P	W&P		
Draw	J A Hamelin	56	3.7						
6	T A T Millard								




# Example: WINNING DRAGON

WINNING DRAGON has won over 1650M at HV track on 2 occasions in his last 7 runs, which proves he is good on this track; however, he could not finish in a first-3 position over 1600M at ST Turf track and 1650M at ST Dirt track .

Even over the same distance, the horse's performance on different tracks can be very different.

So we should pay more attention to WINNING DRAGON when he runs in a 1650M race at HV track.

Lifetime Form Records		
2   WINNING DRAGON		
	Course/Going	
22/23 Season		
11 <sup>th</sup>	29/01/2023 (373) ST, AWT Class 3,1650M	-- GOOD
4 <sup>th</sup>	11/01/2023 (328) HV, TURF Class 3,1650M	"B" COURSE GOOD
7 <sup>th</sup>	28/12/2022 (289) HV, TURF Class 3,1650M	"C+3" COURSE GOOD
1 <sup>st</sup>	07/12/2022 (230) HV, TURF Class 3,1650M	"A" COURSE GOOD
1 <sup>st</sup>	16/11/2022 (177) HV, TURF Class 3,1650M	"B" COURSE GOOD
5 <sup>th</sup>	19/10/2022 (109) HV, TURF Class 3,1650M	"B" COURSE GOOD TO FIRM
8 <sup>th</sup>	25/09/2022 (044) ST, TURF Class 3,1600M	"C" COURSE GOOD TO FIRM






# Example: SMILING COLLECTOR

You can consider the horse's running style if there are no track and distance records for comparison.

SMILING COLLECTOR is a 'late-finisher' that always drop back to the rear, and then come from behind strongly in the home straight.

SMILING COLLECTOR performed well over 1400M with his come-from-behind running style; he should therefore be able to perform over longer distances such as 1600M.

On the other hand, he may not be suited to a shorter distance such as 1000M at ST.

Lifetime Form Records	
14   SMILING COLLECTOR	
 Running Position	
22/23 Season	
1st	
09/04/2023 (562) ST, TURF Class 4, 1600M	5 4 5 1
9th	
11/03/2023 (490) ST, TURF Class 4, 1400M	11 10 9 9
2nd	
12/02/2023 (412) ST, TURF Class 4, 1400M	11 10 10 2
2nd	
15/01/2023 (335) ST, TURF Class 4, 1400M	10 11 12 2
7th	
24/12/2022 (274) ST, TURF Class 4, 1400M	12 12 10 7
5th	
04/12/2022 (217) ST, AWT Class 4, 1200M	10 11 5

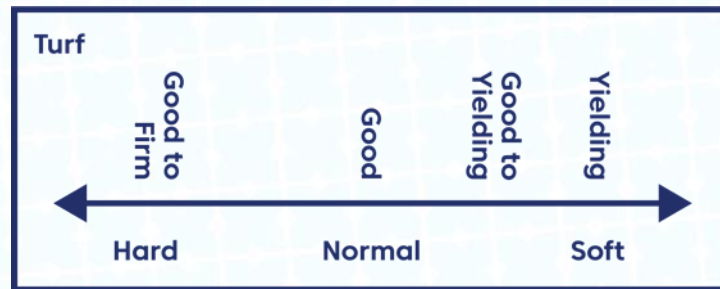


# Track Condition should also be considered

The condition of a turf track is described by the moisture level of the track surface.

Track condition is mostly affected by weather:

- **Turf:** Track condition is likely to be Good To Firm during dry weather or on sunny days; on the other hand, the track condition may change to Good To Yielding or even Yielding after rain.
- **Dirt:** Track condition may be at one of two extremes after rain; Wet Fast which indicates a solid surface, and Wet Slow which indicates a soft surface.




ST	All	1	2	3	4	5	6	7	8	9	10
30/04/2023, SUN, 14:50, Group One, 1200M, TURF, "A" COURSE											
GOOD											
		Weight (lbs)		Jockey (Rank)		Trainer (Rank)					
1	LUCKY SWEYNESSE	126 (-2)		Z Purton 1		K L Man 9					
Draw 6	J. Z Purton										
	T. K L Man										
2	WELLINGTON	126 (-2)		A Badel 9		R Gibson 20					
Draw 2	J. A Badel										
	T. R Gibson										
3	SIGHT SUCCESS	126 (-)		J McDonald 21		J Size 1					
Draw 1	J. McDonald										
	T. J Size										
4	COURIER WONDER	126 (+3)		H Bowman 3		J Size 1					
Draw 4	J. H Bowman										
	T. J Size										
5	DUKE WAI	126 (-4)		C L Chau 12		P C Ng 10					
Draw 5	J. C L Chau										
	T. P C Ng										




# Each horse may perform particularly well over a specific track condition

**LUCKY BANNER:** He finished 1<sup>st</sup> over 1200M at ST Dirt track on Wet Slow. However, he performed less well over the same distance on Good. Therefore, Wet Slow may be his favourite track condition.

**COLOURFUL PRINCE:** He finished in a first-3 position over 1200M at ST Dirt track on Good. However, he could only finish 8<sup>th</sup> over the same distance on Wet Slow. Therefore, he maybe unfavoured racing on a Wet Slow track condition.

Lifetime Form Records		
4 LUCKY BANNER		
	Course/Going	
22/23 Season		
8th		
10/05/2023 (647)	--	GOOD
ST, AWT		
Class 4, 1200M		
8th		
23/04/2023 (601)	--	GOOD
ST, AWT		
Class 4, 1200M		
1st		
29/03/2023 (532)	--	WET SLOW
ST, AWT		
Class 4, 1200M		
7th		
15/03/2023 (498)	"C" COURSE	GOOD
HV, TURF		
Class 4, 1650M		
9th		
04/01/2023 (303)	"A" COURSE	GOOD
HV, TURF		
Class 4, 1650M		
7th		
24/12/2022 (271)	"B" COURSE	GOOD TO FIRM
ST, TURF		
Class 4 (Restricted), 1400M		

Lifetime Form Records		
11   COLOURFUL PRINCE		
	Course/Going	
22/23 Season		
1st		
04/06/2023 (713) ST, AWT Class 4, 1200M	-- GOOD	
3rd		
10/05/2023 (647) ST, AWT Class 4, 1200M	-- GOOD	
8th		
29/03/2023 (534) ST, AWT Class 4, 1200M	-- WET SLOW	
12th		
12/02/2023 (411) ST, AWT Class 4, 1200M	-- GOOD	
1st		
21/01/2023 (349) ST, AWT Class 5, 1200M	-- GOOD	
3rd		
28/12/2022 (284) HV, TURF Class 5, 1000M	"C+3" COURSE GOOD	



# Summary:

## Impact of Track and Distance

Factors to be considered	+	-
Is the horse running over his favourite distance?	Yes	No
Has the horse finished in the first-3 over the same track and distance?	Yes	No
If the horse did not run over the same track and distance, estimate from his running style whether he is suited to the track and distance of this race.	Suited	Not Suited
Is the horse running on his favourite track condition?	Yes	No



# Fill in your ratings for Track and Distance

1 <sup>st</sup> Step: Basic View		2 <sup>nd</sup> Step: Special Adjustment						3 <sup>rd</sup> Step: Final View
Horse	Form	Track and Distance	Jockey and Trainer	Draw	Class and Weight	Condition	Pace and Trend	
1	+	+						
2	--	-						
3	+	-						
4	++	+						
5	--	-						
6	+	+						
7	-	-						
8	+	+						





# Jockey and Trainer





# The best jockeys can raise a horse's chances of winning

A jockey's competence can be reflected in their ranking, Win% and First-3%:

- Z Purton and H Bowman are the top jockeys who have outstanding figures for Win% or First-3%.
- The best jockeys can recover quickly from difficulties such as a wide draw, a knock, or being blocked during a race.
- Z Purton and H Bowman are the good jockeys who can handle horses starting from an unfavourably wide draw.



Z Purton



H Bowman

# So do not forget to check whether there has been a change of jockey

If there is a change to a better jockey, this will improve the horse's chances of winning, vice versa.

It's particularly noteworthy when there is a change from a lower-ranked jockey to a top-class jockey like Z Purton.

Also, pay attention whether the horse has finished in the first-3 with the jockey in this race.



Lifetime Form Records	
1   ROMANTIC LAOS	
	Jockey
22/23 Season	
1st	
17/05/2023 (665) HV, TURF Class 4,1650M	Z Purton
2nd	
26/04/2023 (610) HV, TURF Class 4,1650M	Z Purton
1st	
02/04/2023 (545) ST, TURF Class 4,1400M	Z Purton
7th	
26/02/2023 (450) ST, TURF Class 4,1400M	B Shinn
8th	
21/01/2023 (355) ST, TURF Class 4,1400M	C L Chau
10th	
24/12/2022 (273) ST, TURF Class 4,1200M	C Y Ho



# You can also consider trainers' performances on various tracks

Some trainers may perform well on particular track surface.

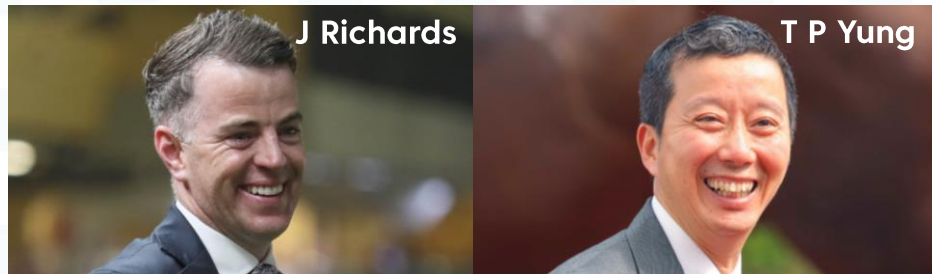


	Sha Tin Turf	Happy Valley
2022/23	1 <sup>st</sup>	1 <sup>st</sup>
2021/22	1 <sup>st</sup>	2 <sup>nd</sup>
2020/21	1 <sup>st</sup>	2 <sup>nd</sup>



# Do not overlook trainers who are ranked lower overall

Some trainers may have a lower overall ranking, but have good performance on their favourite tracks.



Trainer last season performance		
Overall Ranking	12 <sup>th</sup>	14 <sup>th</sup>
Happy Valley	5 <sup>th</sup>	19 <sup>th</sup>
Sha Tin Dirt	20 <sup>th</sup>	2 <sup>nd</sup>

# Summary:

## Impact of Jockey and Trainer

Factors to be considered	+	-
Is the horse ridden by a leading jockey in this race?	Yes	No
Has there been a change to a better/weaker jockey for this race?	Better Jockey	Weaker Jockey
Has the horse finished in the first-3 with the jockey in this race?	Yes	No
Does this race start on the trainer's favourite track?	Yes	No



# Fill in your ratings for Jockey and Trainer

1 <sup>st</sup> Step: Basic View		2 <sup>nd</sup> Step: Special Adjustment						3 <sup>rd</sup> Step: Final View
Horse	Form	Track and Distance	Jockey and Trainer	Draw	Class and Weight	Condition	Pace and Trend	
1	+	+	+					
2	--	-	-					
3	+	-	-					
4	++	+	+					
5	--	-	-					
6	+	+	+					
7	-	-	-					
8	+	+	+					





4 3 2 1

**Draw**



**In general, horses starting with an inside draw have a competitive advantage**

However, a better approach is to study the draw by analysing it alongside a horse's favourite track and distance, and its running style.



# Study the Win% and First-3% of each draw over each track and distance

Inside draws for 2000M at ST Turf and 1200M at HV have a particularly high Win%.

This is because there is a tight turn shortly after the start, requiring the horses with wide draws to run a longer distance to get closer to the rail.

HV

3

4

5

6

7

8

9

31/05/2023, WED 21:45, Class 3, 1200M, TURF, "C+3" COURSE, GOOD

Draw Statistics

	Draw	Win %	Place %
<div>Inside</div> <div></div>	1	23%	45%
	2	15%	41%
	3	14%	34%
	4	9%	33%
	5	10%	33%
	6	9%	25%
	7	4%	23%
	8	5%	16%
	9	8%	24%
	10	3%	10%
	11	3%	14%
Outside	12	1%	4%

Season 2021/2022 to present

# Exception: ST Turf 1000M Straight

Horses that start from an outside draw have a competitive advantage because there is less damage to the track by the Grandstand.



# Impact of draw will be different according to a horse's running style

Lifetime Form Records	
1 CALIFORNIA SPANGLE	Running Position
22/23 Season	
2nd	
19/03/2023 (508) ST, TURF Group One, 1400M	1 1 1 2
29/01/2023 (275) ST, TURF Group One, 1600M	1 1 1 3
1st	
11/12/2022 (239) ST, TURF Group One, 1600M	1 2 2 1
2nd	
29/11/2022 (184) ST, TURF Group Two, 1600M	1 1 1 2
1st	
16/10/2022 (100) ST, TURF Group Two, 1600M	1 1 1 1

Lifetime Form Records	
2 GOLD GOLD BABY	Running Position
22/23 Season	
1st	
08/03/2023 (481) HV, TURF Class 3, 1200M	12 11 1
11th	
01/02/2023 (387) HV, TURF Class 3, 1200M	12 12 11
1st	
04/01/2023 (309) HV, TURF Class 3, 1200M	11 11 1
1st	
07/12/2022 (229) HV, TURF Class 4, 1200M	11 11 1
4th	
16/11/2022 (173) HV, TURF Class 4, 1200M	6 7 4

	Front-runner	Late-finisher
Running Position	1 - 1 - 1 - 1	12 - 11 - 1
Feature	A horse with good early speed, who likes to run from the front before the home straight	A horse with good stamina, who is better off restrained behind the horses in front



# Starting with an inside draw has an advantage especially for front-runners

A front-runner starting with an inside draw will find it easier to lead in a race. This helps him to win.

However, if he starts with a wide draw, higher speed and more energy are required to get to the inside rail in order to lead. If the horse cannot get to the inside rail, he has less chance of winning.

Sha Tin | 19/03/2023 | 3:00 PM  
Race 5 | Class 2 | TURF - A Course | 1200m  
Likely Positions After Settling

Pace: GOOD



VICTOR THE WINNER has very good early speed and he should be able to get across and lead this field. BEAUTY TYCOON from his inside draw can get into the trail. TRILLION WIN likes to be on the speed and he will not be far away. ORIENTAL SMOKE has drawn the outside and he generally likes to go back when he draws wide. TORONADO PHANTOM also likes to go back and he should be at the rear of the field.



# A late-finisher may have an advantage if he starts with a middle draw

A late-finisher who starts from a wide draw can still easily get closer to the inside rail and be restrained at the back of the field.

It's even better if a late-finisher starts from a middle draw (draw 5-10) because he will be less likely to be blocked and will more easily find space to accelerate in the home straight.

Sha Tin | 09/04/2023 | 5:50 PM

Race 11 | Class 3 | TURF - B+2 Course | 1400m

Likely Positions After Settling

Pace: GOOD



The pace looks to have drawn wide in this race and ARIEL can come across and get to the rail first. RUN RUN BUDDY led from the outside draw at his last start and he can come across and join ARIEL in the lead. UNPRESUMING may be in for a tough run from his draw as he also likes to go forward. DINKUM can be positive from an inside draw and hold the trail. G LINER has no early pace so he is likely to be back towards the rear of the field.

# Watch closely when there is any change of draw from the last start

	From wide draw to inside draw	From inside draw to wide draw
Example	From draw 14 to draw 1	From draw 1 to draw 14
Impact	Advantage – a shorter distance at turns	Disadvantage – a longer distance at turns



# Summary: Impact of Draw

Factors to be considered	+	-
Is the horse starting from a draw with a higher Win% and First-3%?	Yes	No
Do the horse's running style and draw compliment each other? For example: <ul style="list-style-type: none"> <li>• A front-runner starts from an inside draw</li> <li>• A late-finisher starts from a middle draw</li> </ul>	Yes	No
How has the horse been drawn compared to his last start? (Except ST 1000M Straight)	Inside Draw	Wide Draw



# Fill in your ratings for Draw

1 <sup>st</sup> Step: Basic View		2 <sup>nd</sup> Step: Special Adjustment						3 <sup>rd</sup> Step: Final View
Horse	Form	Track and Distance	Jockey and Trainer	Draw	Class and Weight	Condition	Pace and Trend	
1	+	+	+	-				
2	--	-	-	+				
3	+	-	-	+				
4	++	+	+	-				
5	--	-	-	-				
6	+	+	+	+				
7	-	-	-	-				
8	+	+	+	+				

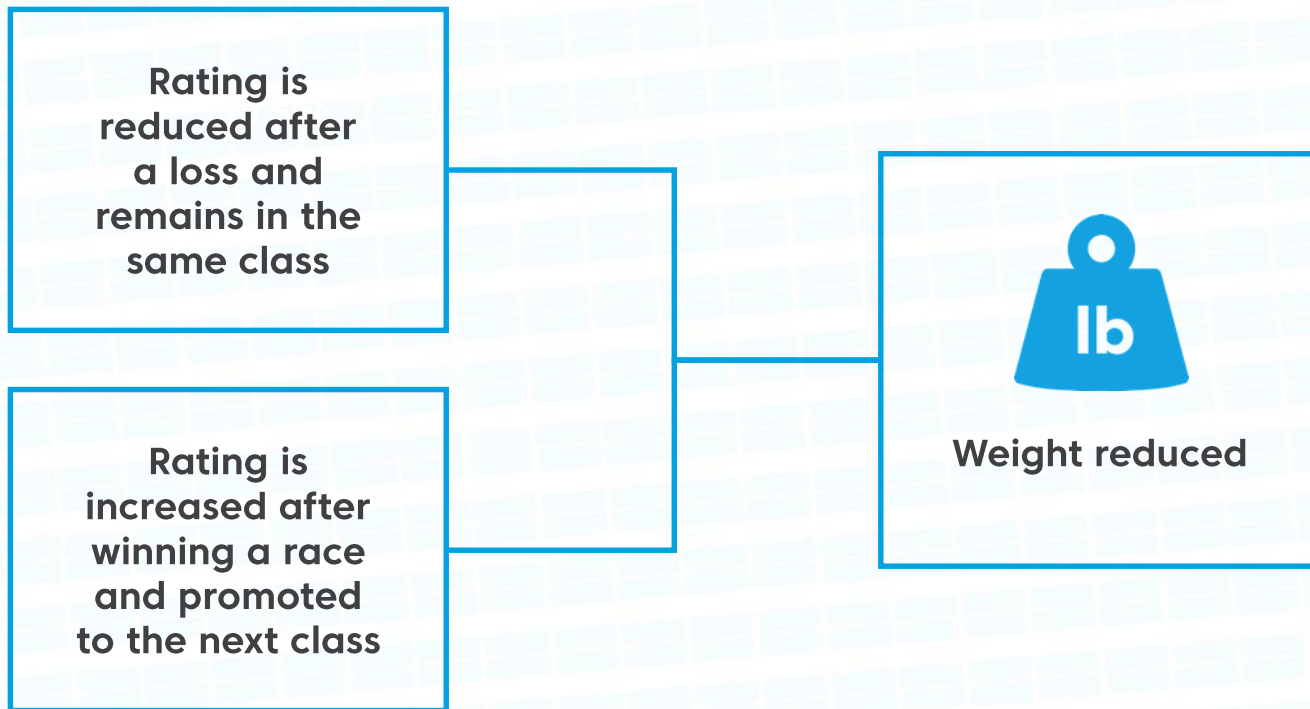




# Class and Weight



# Why is weight reduced?





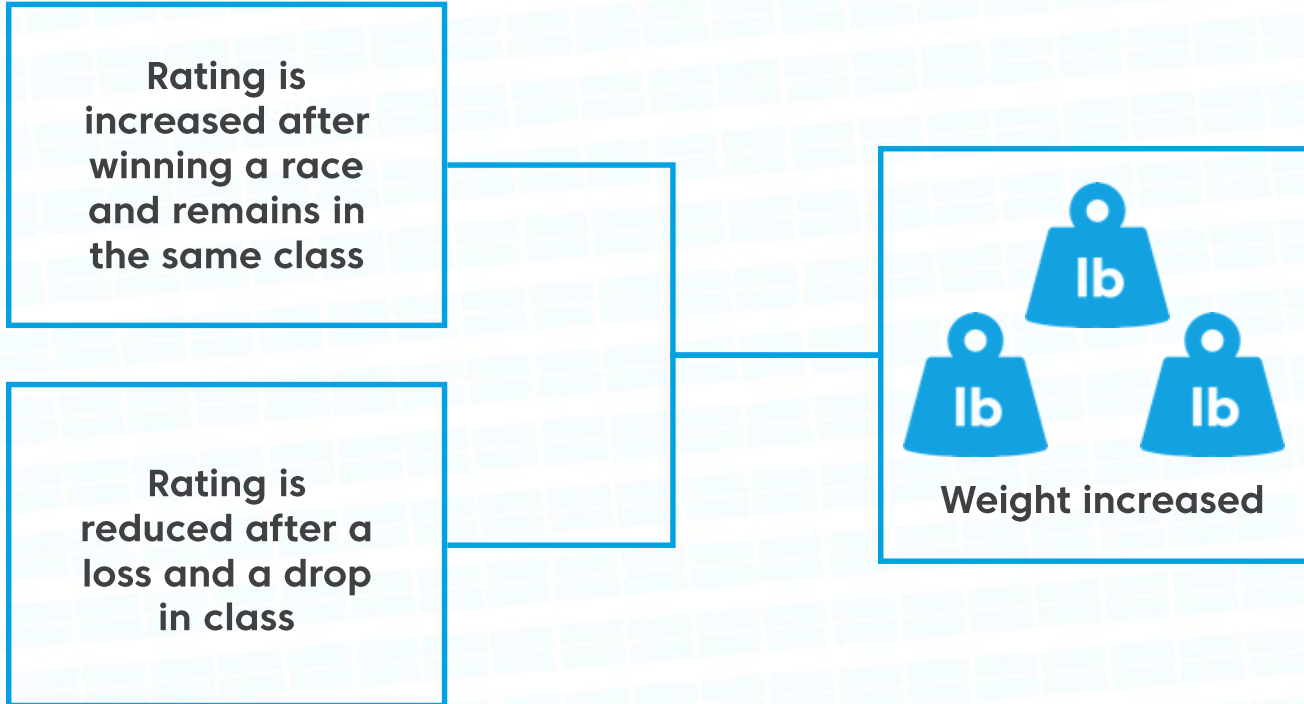
# Analyse weight carried and chance of winning

Weight	Reason	Recent Start Results	First-3 Chance
Weight reduced	Weight reduced after a loss in the same class	Finished in a first-6 position	Higher chance
		Did not finish in a first-6 position	Lower chance
	Weight reduced after a win and is promoted in class	Won by 1 length or above	Higher chance
		Won by less than 1 length	Lower chance

For lighter horses (body weight below 1000 lbs), it is harder to carry a heavy weight. So it is beneficial when lighter horses are promoted to the next class and carry less weight.



# Why is weight increased?



# Analyse weight carried and chance of winning

Weight	Reason	Recent Start Results	First-3 Chance
Weight increased	Weight increased after winning a race in the same class	Won by 1 length or above	Higher chance
		Won by less than 1 length	Lower chance
	Weight increased after losing a race and a drop in class	Finished in a first-6 position	Higher chance
		Did not finish in a first-6 position	Lower chance



# Analyse his opponents in recent races and chance of winning

Performance of his opponents in recent races after those races	Value of form in recent races	First-3 Chance
Finished in a first-3 position	Stronger form	Higher chance
Did not finish in a first-3 position	Weaker form	Lower chance



# Example: HIGH RISE SOLDIER

HIGH RISE SOLDIER had not won in any races from 2022 Dec to 2023 Mar.

However, HIGH RISE SOLDIER finished in a first-5 position in Class 3 races.

HIGH RISE SOLDIER won a Class 4 race in his last start. This reflects that he has an advantage over other Class 4 rivals, even if he needs to carry a heavy weight.

Lifetime Form Records						
10   HIGH RISE SOLDIER						
	Course/Going	Draw	Rating	Trainer	Jockey	Actual Weight(lbs)
22/23 Season						
1 <sup>st</sup>						
19/04/2023 (591) HV, TURF Class 4, 1200M	"C" COURSE GOOD	5	58	KW Lui	CY Ho	133
4 <sup>th</sup>						
29/03/2023 (537) ST, AWT Class 3, 1200M	-- WET SLOW	6	60	KW Lui	HT Mo	113
12 <sup>th</sup>						
05/03/2023 (472) ST, AWT Class 3, 1200M	-- GOOD	2	62	KW Lui	ML Yeung	115
8 <sup>th</sup>						
12/02/2023 (413) ST, AWT Class 3, 1200M	-- GOOD	4	63	KW Lui	HN Wong	118
10 <sup>th</sup>						
18/01/2023 (347) HV, TURF Class 3, 1000M	"C" COURSE GOOD	3	63	KW Lui	CY Ho	121
5 <sup>th</sup>						
28/12/2022 (288) HV, TURF Class 3, 1200M	"C+3" COURSE GOOD	9	63	KW Lui	CY Ho	119

# Summary:

## Impact of Class and Weight

Factors to be considered	+	-
Did a weight reduced horse perform well in his recent start? For example: <ul style="list-style-type: none"><li>• Weight reduced after a loss in the same class, and finished in a first-6 position.</li><li>• Won by 1 length or above and with a weight reduction after a class promotion.</li></ul>	Yes	No
Did a weight increased horse perform well in his recent start? For example: <ul style="list-style-type: none"><li>• Won by 1 length or above with weight added after winning a race in the same class.</li><li>• Weight was added after losing in a race and a drop in class, and finished in a first-6 position.</li></ul>	Yes	No
Did his opponents in recent races finished in a first-3 position after those races?	Yes	No



# Fill in your ratings for Class and Weight

1 <sup>st</sup> Step: Basic View		2 <sup>nd</sup> Step: Special Adjustment						3 <sup>rd</sup> Step: Final View
Horse	Form	Track and Distance	Jockey and Trainer	Draw	Class and Weight	Condition	Pace and Trend	
1	+	+	+	-	+			
2	--	-	-	+	-			
3	+	-	-	+	-			
4	++	+	+	-	+			
5	--	-	-	-	-			
6	+	+	+	+	-			
7	-	-	-	-	-			
8	+	+	+	+	+			







# Condition



# A horse's weight can reflect his condition



If a horse's weight has risen or dropped by less than 20 lbs, his condition should be maintained at a similar level to his last start. Therefore, if he finished in the first-3 in his last start, his condition should be good.

Otherwise, compare his current weight to his weight range when he had a first-3 finish.

If the difference is less than 10 lbs, his condition should be good. Otherwise, his condition might have dropped.

2 CAPITAL LEGEND

J H Bowman

Draw 12 132 (+1) lbs  
(vs Last Run)

T C Fownes

Distance

1400M  
1200-1600M

Last 6 Runs

5 7 2 9 1  
Latest

Goes well for H Bowman. Strong form lines around recent placing.

Relative Ability

A-  
Fitness  
B+

Rating	74 (-)	Horse Weight	1103 (-37) lbs				
Age	4	Sex	Gelding (vs Last Run)				
Trump Card	Used	Horse(s) with Priority to Run	No				
Order of Trainer Preference	1						
Gear	Tongue Tie						
Running Style	Last Run						
Track/Distance	1st	2nd	3rd	Lifetime Runs	1st	2nd	3rd
1	0	0	1	5	1	1	1

Race

Info

Betslip



## Example: CAPITAL LEGEND

CAPITAL LEGEND's weight in his last start was 1103 lbs, which had decreased by 37 lbs.

His weight ranged from 1140 lbs to 1198 lbs when he had a first-3 position.

Since his weight is 37 lbs less than his lowest weight when he had a first-3 position, his condition may have dropped. Finally, He finished 12<sup>th</sup> in his last start.

Lifetime Form Records	
5   CAPITAL LEGEND	
	Horse Weight(lbs)
22/23 Season	
12 <sup>th</sup> 30/04/2023 (624) ST, TURF Class 3,1400M	1103
3 <sup>rd</sup> 11/03/2023 (491) ST, TURF Class 3,1400M	1140
7 <sup>th</sup> 19/02/2023 (435) ST, TURF Class 3,1600M	1136
2 <sup>nd</sup> 24/01/2023 (368) ST, TURF Class 3,1600M	1159
9 <sup>th</sup> 15/01/2023 (337) ST, TURF Class 3,1600M	1172
1 <sup>st</sup> 18/12/2022 (257) ST, TURF Class 3,1200M	1198



# Do not miss the horse parade

## Good

**Body:** Firm flat stomach, well-toned muscles with solid lines, and strong neck

**Manner/Appearance:** Calm, relaxed with eager eyes

**Gesture:** Sprinter – active and excited;  
Stayer – calm

## Bad

Edgy with heavy sweating

Bucking frequently which may waste energy





# It is important to watch a barrier trial performance

## Positive symptoms:

- The horse finished the barrier trial after a relaxed run without pressure.
- The horse continues to accelerate after the finishing line, showing he has a strong desire to win.
- The horse finishes close to other higher-rated horses, reflecting that he is in top form.
- The finishing time is much faster than another barrier trial over the same distance on the same day, reflecting that the horse has set a high standard.



# Summary: Impact of Condition

Factors to be considered	+	-
Compare a horse's current weight to his weight of his last start. If the difference is less than 20 lbs, his condition should be maintained at a similar level to his last start.	Finished in the first-3 in his last start	Did not finish in the first-3 in his last start
Compare a horse's current weight to his weight of his last start. If the difference is 20 lbs or more, then compare his current weight to his weight when he had a first-3 finish.	The difference is less than 10 lbs	The difference is 10 lbs or more
Horse's condition in parade	<ul style="list-style-type: none"> <li>• Well-toned muscles</li> <li>• Eager eyes</li> <li>• Calm and relaxed</li> </ul>	<ul style="list-style-type: none"> <li>• Edgy, heavy sweating</li> <li>• Bucking frequently</li> </ul>
Did the horse perform well in his last barrier trial?	Yes	No



# Fill in your ratings for Condition

	1 <sup>st</sup> Step: Basic View	2 <sup>nd</sup> Step: Special Adjustment						3 <sup>rd</sup> Step: Final View
Horse	Form	Track and Distance	Jockey and Trainer	Draw	Class and Weight	Condition	Pace and Trend	
1	+	+	+	-	+	-		
2	--	-	-	+	-	-		
3	+	-	-	+	-	+		
4	++	+	+	-	+	+		
5	--	-	-	-	-	-		
6	+	+	+	+	-	+		
7	-	-	-	-	-	+		
8	+	+	+	+	+	-		



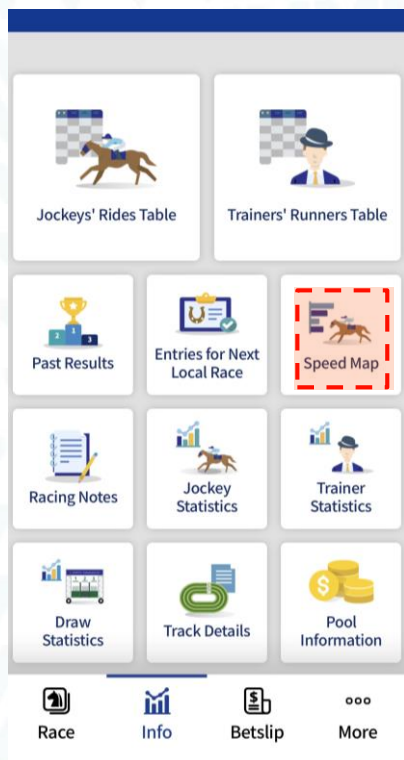




# Pace and Trend



# Estimate the pace of a race with a Speed Map



Sha Tin | 30/04/2023 | 4:40 PM

Race 8 | Group One | TURF - A Course | 2000m

Likely Positions After Settling

Pace: GOOD TO SLOW



MONEY CATCHER is a noted leader and with no competition for the front he should easily lead this field. ROMANTIC WARRIOR can be positive and get into the trail. DUBAI HONOUR has the inside draw however he races well when he gets back so is unlikely to use it to his advantage. DANON THE KID can settle midfield from his outside draw. PROGNOSIS is a back runner so he should take up his usual position towards the rear of the field.



# Fast pace benefits late-finishers

In a fast pace race, front-runners run too quick in the early stages and burn themselves out before the home straight. They are then likely to be overtaken by the late-finishers who still have energy.

Happy Valley | 30/11/2022 | 9:45 PM

Race 6 | Class 3 | TURF - C+3 Course - Worked Back | 1000m

Likely Positions After Settling

Pace: GOOD TO FAST



SUPER AXIOM will use his good gate speed and get to the rail first. He is likely to be joined by SUPER COMMANDER who set up fast sectionals when winning his last start. ATOMIC FORCE has an inside barrier and should be able to use that and land in the trail. SUMMIT CHEERS will push forward however he may be trapped wide. PRETTY QUEEN PRAWN has an awkward draw and he may look for cover midfield.



# Slow pace benefits front-runners

In a slow pace race, front-runners can maintain their leading positions easily throughout the race and at the same time save their energy for a late burst. However, late-finishers have to run even faster than the front-runners if they want to catch up from the rear.

Sha Tin | 11/03/2023 | 4:05 PM

Race 7 | Class 2 | TURF - C Course | 1400m

Likely Positions After Settling

Pace: GOOD TO SLOW



CIRCUIT STELLAR led all the way last start and from a good draw can lead again. THE ROCK can be positive from his draw and get into a trailing position. BOURBONAIRE went forward last start at the same distance and he will be close to the pace. AMAZING VICTORY has the inside draw and he can be positive and be three back on the rail. FANTASTIC TREASURE has an outside draw so he should go back. ATULLIBIGEAL is back in distance and he should be towards the rear.



# Other factors become crucial if it is a normal pace race

In a normal pace race, neither front-runners nor late-finishers have significant advantages or disadvantages.

Sha Tin | 05/02/2023 | 4:40 PM

Race 8 | Group One | TURF - B+2 Course | 1200m

Likely Positions After Settling

Pace: GOOD



SIGHT SUCCESS looks the likely leader in this contest from a good draw. WELLINGTON has good gate speed and he can use that and get into a trailing position. MASTER EIGHT has lost some of his early speed and he may sit in behind LUCKY SWEYNESSE although if he is quicker away those places may be reversed. COURIER WONDER has been going back in his races and he should do something similar in this race. SKY FIELD should go back as per normal.



# Summary: Impact of Pace and Trend

Find out the estimated pace from the Speed Map			+	-
Fast pace			Late-Finisher	Front-Runner
Slow pace			Front-Runner	Late-Finisher





# Fill in your ratings for Pace and Trend

1 <sup>st</sup> Step: Basic View		2 <sup>nd</sup> Step: Special Adjustment						3 <sup>rd</sup> Step: Final View
Horse	Form	Track and Distance	Jockey and Trainer	Draw	Class and Weight	Condition	Pace and Trend	
1	+	+	+	-	+	-	+	
2	--	-	-	+	-	-	-	
3	+	-	-	+	-	+	-	
4	++	+	+	-	+	+	+	
5	--	-	-	-	-	-	-	
6	+	+	+	+	-	+	+	
7	-	-	-	-	-	+	-	
8	+	+	+	+	+	-	+	



## 3<sup>rd</sup> Step : Final View



# Chance of Winning



# To recap:

## 1<sup>st</sup> Step: Basic View



Form  
4

## 2<sup>nd</sup> Step: Special Adjustment



Track and  
Distance  
10



Jockey and  
Trainer  
21



Draw  
28



Class and  
Weight  
38



Condition  
46



Pace and  
Trend  
53

## 3<sup>rd</sup> Step: Final View



Chance  
of Winning  
60



# Finalise your Horse Assessment Table

	1 <sup>st</sup> Step: Basic View	2 <sup>nd</sup> Step: Special Adjustment						3 <sup>rd</sup> Step: Final View
Horse	Form	Track and Distance	Jockey and Trainer	Draw	Class and Weight	Condition	Pace and Trend	
1	+	+	+	-	+	-	+	+++
2	--	-	-	+	-	-	-	-----
3	+	-	-	+	-	+	-	-
4	++	+	+	-	+	+	+	++++++
5	--	-	-	-	-	-	-	-----
6	+	+	+	+	-	+	+	+++++
7	-	-	-	-	-	+	-	-----
8	+	+	+	+	+	-	+	+++++

Form a betting strategy for the four horses with the most net '+' marks in the Final View, i.e. No. 1, No. 4, No. 6, and No. 8 in the above example.





**ROMANTIC WARRIOR**  
2022/23 season  
Champion Middle-Distance Horse

The information provided in this material is for personal use only and should not be redistributed, resold and/or copied in any format and by any means. Copyright © The Hong Kong Jockey Club. All rights reserved.

R201E / 23 08 16